



Synergy ParentVUE

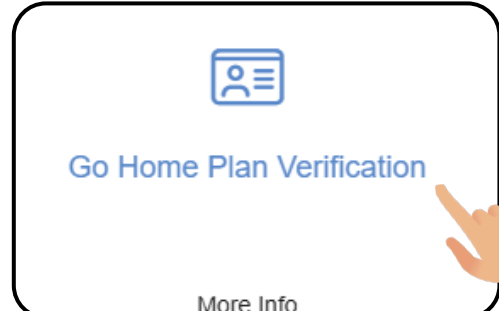
Complete the Go Home Plan Verification

- 1 Open the **ParentVUE** app installed on your phone

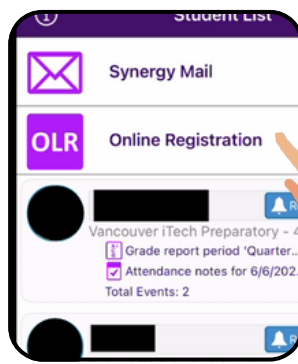


*You can download the app from the App Store or Google Play Store for Android phones.

- 3 Tap the box that says **Go Home Plan Verification**

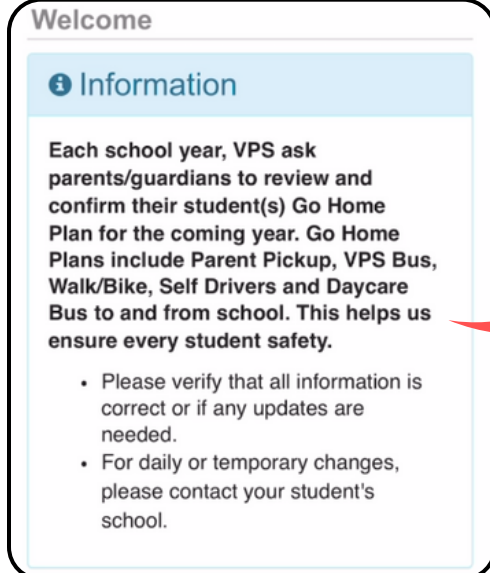


- 2 Tap **Online Registration** and then **Open Online Registration**




Open Online Registration

- 4 The information lets you know that this process will be done each year to confirm the type of transportation your child needs to get to school – Tap **Continue**

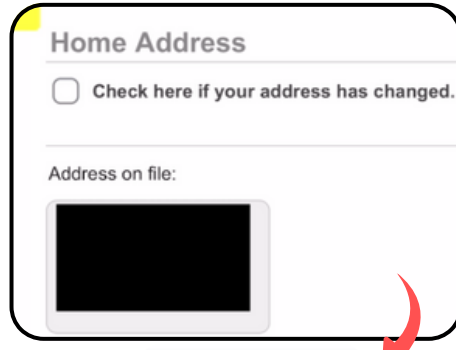


Continue

- 5 Enter your electronic signature to show that you are providing the most accurate information to the best of your knowledge.



- 6 Verify your home and mailing address



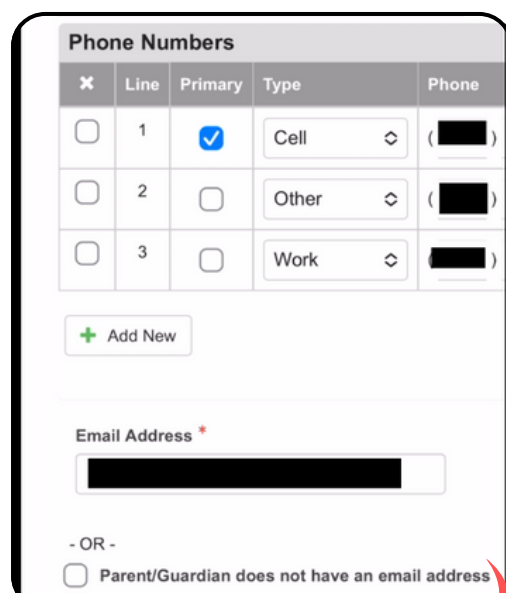
Save And Continue

- 7 Verify your information



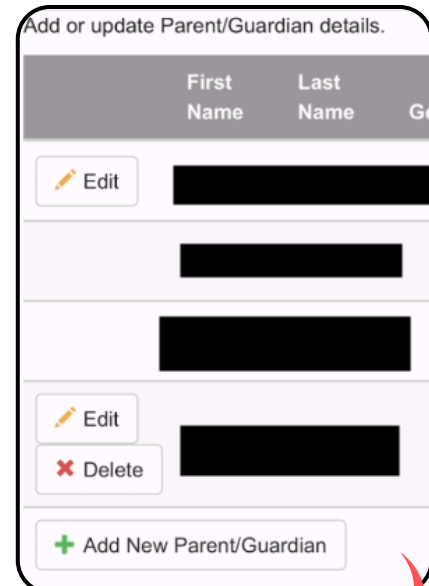
Save And Continue >

- 8 Confirm your phone number and email address
*Please do not enter someone else's number.



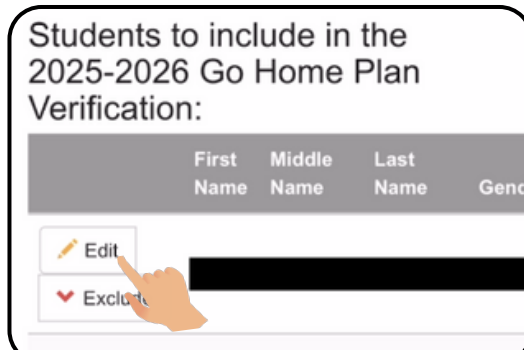
Save And Continue >

- 9 Verify parent/guardian information

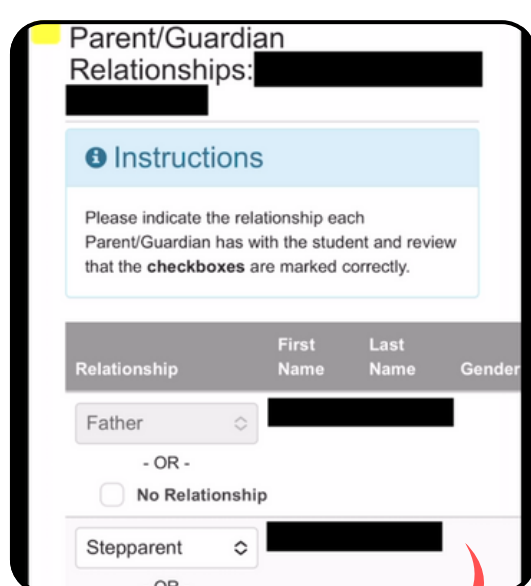


Save And Continue >

- 10 Tap the **pencil** to **edit**



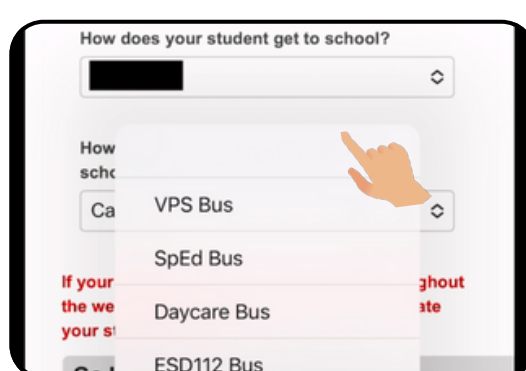
- 11 Verify student information and parent/guardian information



Save And Continue >

- 12 The first question is asking how your student will get to school this school year, please select the option that applies:

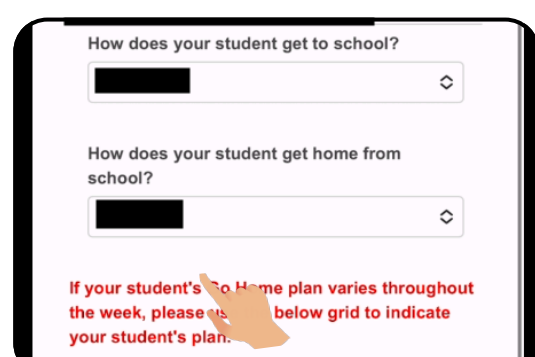
- If by car, tap Car Line
- If you walk or bike, tap Walk/Bike
- If you are going by district bus, tap VPS Bus and fill in your address



*If you choose district transportation, enter the address where the student will be picked up


- 13 The second question is asking how the student will get home from school this school year, select the option that applies:

- If by car, tap Car Line
- If you walk or bike, tap Walk/Bike
- If you are going by district bus, tap VPS Bus and fill in your address

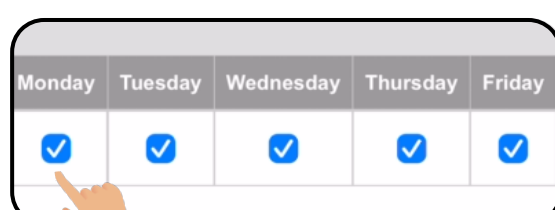


**If you choose district transportation, enter the address where the student will be dropped off.

- 15 Tap the location type and choose where it will take you; for example, tap "Home" if the bus will take you home.



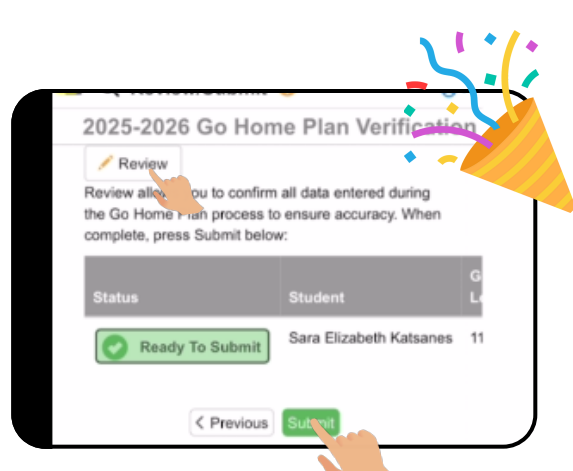
- 16 Mark the days on which this means of transport will be used



*Only complete if schedule is unique from the usual Monday through Friday.

Save And Continue >

If there are different days of the week with different transportation methods, add another line.



You've completed verification! You can choose to review on the left. Tap **Submit** when you're finished. Tap **OK** to indicate that you understand this will finalize your selections.