



Together We Stand: Fighting Racism in Our School



Adrienne Lee-Kernell M.Ed

Learning Objectives

1. I will have a better understanding of what racism is.
2. I will be able to explain the harmful impact that racial slurs have.
3. I can use strategies to interrupt racism and racial slurs.





Social Emotional Learning Standards

Benchmark 1A:

Demonstrates awareness and understanding of one's own emotions and emotions' influence on behavior.

Benchmark 2A:

Demonstrates the skills to manage one's emotions, thoughts, impulses, and stress in constructive ways.

Benchmark 4A:

Demonstrates awareness of other people's emotions, perspectives, cultures, languages, histories, identities, and abilities.

Social Studies Learning Standards

H3: Understands that there are multiple perspectives and interpretations of historical events.

- H3.1.2 Explain how the actions of people in the past influence us today.
- H3.2.2 Compare perspectives of people in the past to people in the present.
- H2.4.3 Analyze and explain how technology and ideas have affected the way people live and change their values, beliefs, and attitudes in Washington.
- H2.5.2 Analyze and explain how people from various cultural and ethnic groups have shaped United States history.

What is Race?

- ❖ Race is a way of grouping people.
- ❖ It's usually based on skin tone, hair texture, and other ways people look, or on where people's ancestors are from.
- ❖ Race is a make-believe idea, but we have to learn about it because it has real effects on people's lives.



What is a Racial Slur?

Slur: an **insulting**, offensive or degrading **remark**, often based on an identity group such as **race**, **ethnicity**, **religion**, **gender/gender identity**.

Racial Slur: an insulting, offensive or degrading remark, based on race.






Let's Talk About Racism




**NO
WORLD**

The image features the words "NO" and "WORLD" in a bold, black, sans-serif font, stacked vertically. A large red prohibition symbol, consisting of a circle with a diagonal slash from the top-left to the bottom-right, is centered over the text. The red circle overlaps the letters of both "NO" and "WORLD".



Timeline of Racism's Shadow





Line Up Activity

You will listen to some statements about using slurs and offensive jokes and then decide to what extent you agree or disagree with the statement.

To show your opinion about each statement, position yourselves along an imaginary line in the room, depending upon how strongly you agree or disagree with a statement.



Activity

1. When I walk through the hallways of our school, I hear a lot of slurs and ethnic/racial jokes.
2. Adults should act as role models and not use slurs.
3. When someone makes a racial joke, you should just laugh it off.
4. Slurs and jokes are okay but should only be said in private among friends. I see a lot of slurs and offensive jokes online.
5. When you hear slurs or jokes about your group, you should say something.
6. It's okay to use a slur when talking about your own group (e.g., Black people using the N-word, girls using the B-word).
7. Words don't mean anything and people should get over it.



Our Experiences with Racism



Have you ever had a negative experience based on your racial identity?



How did that make you feel?



How was the situation handled?



What did you learn and what advice would you give to students?

What Can We Do About Slurs?

An illustration of a woman with long black hair, wearing a red shirt and tan pants, holding a blue and red megaphone. She is standing on a grey oval shadow. The background is light pink with various colorful abstract shapes (red, blue, yellow) and white starburst icons.

Speak Up

Interrupt the person using this language in a firm and quick way.
"We don't use slurs here. Stop."

Support

Provide support for the person who is being targeted.
"Are you okay? What do you need?"

Seek Help

Find a trusted adult right away and let them know.
"Hey Mrs. Chan, I heard something I need to tell you about."

Which one of these strategies will you use?

Strategies

1. Be kind and courteous.
2. Listen to others and respect differences in beliefs and opinions.
3. Think before you speak.
4. Lend a helping hand and practice compassion.
5. Respect personal space and personal property.
6. Understand that everyone has their own experiences.
7. Speak up if others around you are being disrespectful.
8. Be willing to make mistakes and learn from them.

Show What You Know

1. I will have a better understanding of what racism is.
2. I will be able to explain the harmful impact that racial slurs have.
3. I can use strategies to interrupt racism and racial slurs at Salmon Creek.





1:00

**What would our school
feel like if people
stopped using slurs?**

Turn and Talk
(be prepared to share)





**“The time is
always right
to do what is right.”**

—Martin Luther King, Jr.

RD

**Together We
Stand:
Fighting
Racism in Our
School**

Thank You!!



Human Knot Activity



**Thank You
for showing
respect
during our
lesson!**